

Wir stehen für **Wettbewerb** und **Medienvielfalt**.

RTR

Mobilregulierungsdialog

Update on Radio Spectrum

Stefan Felder
Dietmar Zlabinger

RTR-GmbH

2014-02-13



Content

- 700 MHz- Consultation by European Commission - Lamy report
- Auction Germany
- Auction FCC



Consultation 700 MHz by European Commission - Lamy report

In preparing to design a long-term strategy for the future use of the UHF band, the Commission will take the following into account:

- *the Lamy Report*
 - *input from the Radio Spectrum Policy Group*
 - *Commission studies*
 - *and the responses to this consultation.*
-
- **Consultation period**
 - *12 January 2015 - 12 April 2015 (closing date)*

Information on consultation:

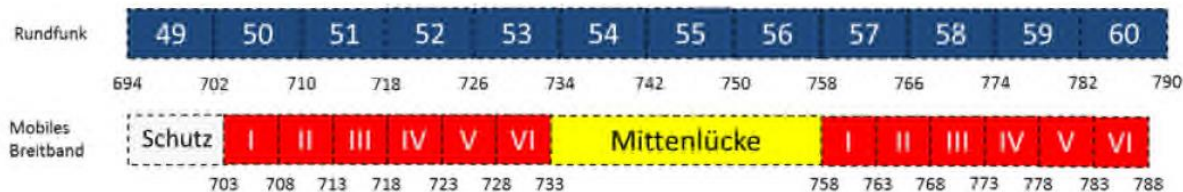
- <https://ec.europa.eu/digital-agenda/en/news/public-consultation-lamy-report-future-use-uhf-tv-broadcasting-band>

German auction on 700/900/1500/1800 MHz

- January 29th, 2015: Publication of tender document:
<http://www.bundesnetzagentur.de/projekt2016>
- Tender period until March 6th, 2015
- Auction planed for Q2 2015
- Spectrum:

Frequenzband	Frequenzspektrum	Vergabeeinheit
700 MHz	2 x 30 MHz (gepaart)	2 x 5 MHz (gepaart)
900 MHz	2 x 35 MHz (gepaart)	2 x 5 MHz (gepaart)
1800 MHz	2 x 50 MHz (gepaart)	2 x 5 MHz (gepaart)
1,5 GHz	1 x 40 MHz (ungepaart)	1 x 5 MHz (ungepaart)
Summe	270 MHz	

- 700 MHz:





FCC auction #73 (AWS-3 spectrum)

Completed on January 29th, 2015 after 341 rounds (SMRA)

Qualified bidders: 70

Winners: 31 (1,611 licences in 176 EA or 734 CMA)

Proceeds: \$44,899,451,600

- AWS-3 = Advanced Wireless Spectrum 3

AWS-3 Frequency Block / License Summary

Block	Frequencies	Bandwidth	Pairing	Geographic Area Type	Number of Licenses
A1	1695-1700 MHz	5 MHz	unpaired	EA	176
B1	1700-1710 MHz	10 MHz	unpaired	EA	176
G	1755-1760/2155-2160 MHz	10 MHz	2 x 5 MHz	CMA	734
H	1760-1765/2160-2165 MHz	10 MHz	2 x 5 MHz	EA	176
I	1765-1770/2165-2170 MHz	10 MHz	2 x 5 MHz	EA	176
J	1770-1780/2170-2180 MHz	20 MHz	2 x 10 MHz	EA	176

http://wireless.fcc.gov/auctions/default.htm?job=auction_summary&id=97

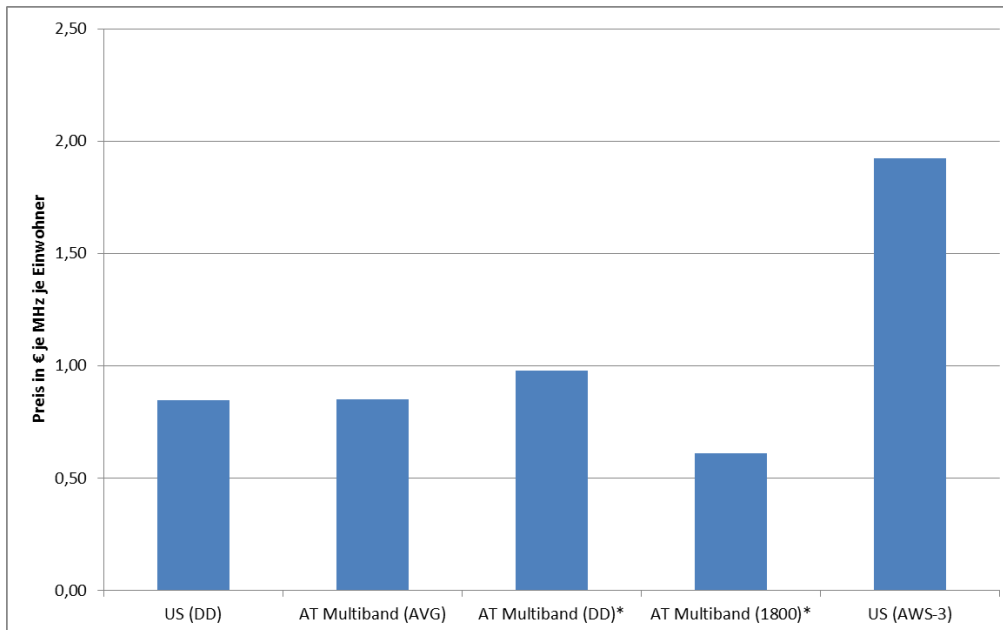


Biggest winners of the FCC auction #73

Bieter	Preis (in \$)	Lizenzen	Kum. Anteil Preis (%)	Kum. Anteil Lizenzen (%)
AT&T Wireless Services 3 LLC	18.189.285.000	251	40,51%	15,58%
Cellco Partnership d/b/a Verizon Wireless	10.430.017.000	181	63,74%	26,82%
Northstar Wireless, LLC	7.845.059.400	345	81,21%	48,23%
SNR Wireless License Co, LLC	5.482.364.300	357	93,42%	70,39%
T-Mobile License LLC	1.774.023.000	151	97,37%	79,76%
Advantage Spectrum, L.P.	451.072.000	124	98,38%	87,46%
2014 AWS Spectrum Bidco Corporation	389.080.000	18	99,25%	88,58%
Puerto Rico Telephone Company, Inc.	170.901.300	15	99,63%	89,51%


Price comparison with the Multiband Auction

Price in Euro per MHz per pop



Land	Preis [€ pro MHz pop]	Datum
US (DD)	0,85	18.03.2008
AT Multiband (AVG)	0,85	21.10.2013
AT Multiband (DD)*	0,98	21.10.2013
AT Multiband (1800)*	0,61	21.10.2013
US (AWS-3)	1,93	29.01.2015

* Band specific prices are estimated on basis of linear reference prices.



Wir stehen für **Wettbewerb** und **Medienvielfalt**.

RTR

Mobilregulierungsdialog

Update on Radio Spectrum

Stefan Felder
Dietmar Zlabinger

RTR-GmbH

2014-02-13